

Cam Lock

Enhance customer service and increase sales.



Smart Lock is the first electronic lock and key system designed to deliver superior security protection for items merchandised or inventoried inside cabinets. The operational efficiency, improved customer service and speed to check out makes Smart Lock the perfect locked cabinet solution.

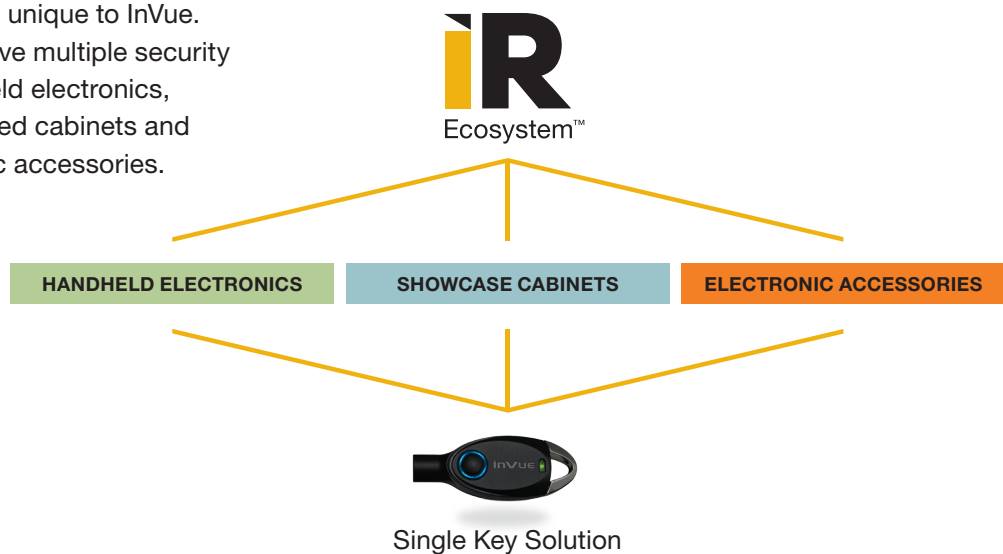
Cam Lock

Features

- › Designed for swing-out doors and pull-out drawers
- › Simple to retrofit and install – wood, glass or metal doors with 19 mm (0.75”) hole
- › Cam arm and bracket accessories provide installation flexibility
- › Visual indicator provides locked or unlocked status

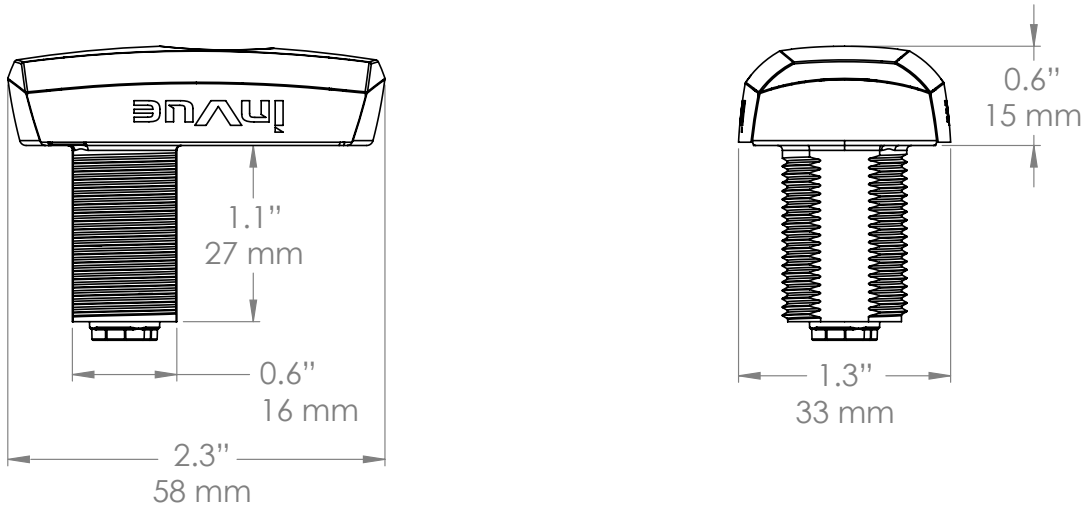
One Key. Multiple Solutions.

The IR Ecosystem is unique to InVue. With one key you have multiple security solutions for handheld electronics, merchandise in locked cabinets and high-value electronic accessories.

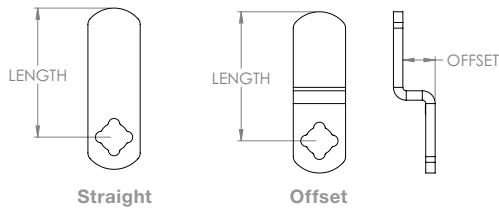


Cam Lock

PL302:



Product Ordering:



ORDER CODE	DESCRIPTION	ORDER QTY.	CARTON QTY.
PL302-W PL302-B	Cam Lock – White Cam Lock – Black	1	25
PL320-101	Cam Arm Straight (16 mm, 0.63")	5	5
PL320-102	Cam Arm Straight (19 mm, 0.75")		
PL320-103	Cam Arm Straight (22 mm, 0.88")		
PL320-104	Cam Arm Straight (25 mm, 1")		
PL320-105	Cam Arm Straight (28 mm, 1.13")		
PL320-106	Cam Arm Straight (32 mm, 1.25")		
PL320-107	Cam Arm Straight (35 mm, 1.38")		
PL320-108	Cam Arm Straight (38 mm, 1.5")		
PL320-110	Cam Arm Straight (44 mm, 1.75")		
PL320-112	Cam Arm Straight (51 mm, 2")		
PL320-116	Cam Arm Straight (63 mm, 2.5")		

Cam Lock

Product Ordering:

ORDER CODE	DESCRIPTION	ORDER QTY.	CARTON QTY.
PL320-303	Cam Arm Offset (22 mm x 3 mm, 0.875" x 0.125")	5	5
PL320-306	Cam Arm Offset (32 mm x 3 mm, 1.25" x 0.125")		
PL320-308	Cam Arm Offset (38 mm x 3 mm, 1.5" x 0.125")		
PL320-312	Cam Arm Offset (51 mm x 3 mm, 2" x 0.125")		
PL320-403	Cam Arm Offset (22 mm x 6 mm, 0.875" x 0.25")	5	5
PL320-404	Cam Arm Offset (25 mm x 6 mm, 1" x 0.25")		
PL320-406	Cam Arm Offset (32 mm x 6 mm, 1.25" x 0.25")		
PL320-408	Cam Arm Offset (38 mm x 6 mm, 1.5" x 0.25")		
PL320-410	Cam Arm Offset (44 mm x 6 mm, 1.75" x 0.25")		
PL320-412	Cam Arm Offset (51 mm x 6 mm, 2" x 0.25")		
PL320-414	Cam Arm Offset (57 mm x 6 mm, 2.25" x 0.25")		
PL320-504	Cam Arm Offset (25 mm x 10 mm, 1" x 0.375")	5	5
PL320-506	Cam Arm Offset (32 mm x 10 mm, 1.25" x 0.375")		
PL320-508	Cam Arm Offset (38 mm x 10 mm, 1.5" x 0.375")		
PL320-512	Cam Arm Offset (51 mm x 10 mm, 2" x 0.375")		
PL320-606	Cam Arm Offset (32 mm x 12 mm, 1.25" x 0.5")	5	5
PL320-608	Cam Arm Offset (38 mm x 12 mm, 1.5" x 0.5")		
PL320-610	Cam Arm Offset (44 mm x 12 mm, 1.75" x 0.5")		
PL320-612	Cam Arm Offset (51 mm x 12 mm, 2" x 0.5")		
PL320-712	Cam Arm Offset (51 mm x 16 mm, 2" x 0.625")	5	5
PL320-SK	Cam Arm Sizing Kit	1	25

©2014 InVue Security Products. No endorsement of InVue products has been made by any of the manufacturers of the products shown. Product is sold pursuant to InVue's warranty which can be found at www.invuesecurity.com/english/warranty.html

NORTH AMERICA OFFICE *North Carolina* 704.752.6513 • 888.55.INVUE

EUROPE OFFICE *The Netherlands* +31.23.8900150

ASIA OFFICE *Hong Kong* +852.3127.6811

LATIN AMERICA OFFICE *Mexico* +52.55.9000.3957

www.invuesecurity.com

